


City of Mineola, Texas
Quarterly Investment Report
Quarter Ending December, 2023

Portfolio	9/30/2023	12/31/2023
	Value	Value
Cash	\$ 2,912,571.90	\$ 3,873,136.21
Investment Pools	\$ 5,268,312.67	\$ 4,039,449.86
Certificates of Deposit	\$ 612,923.65	\$ 619,418.12
Total Investments	\$ 8,793,808.22	\$ 8,532,004.19

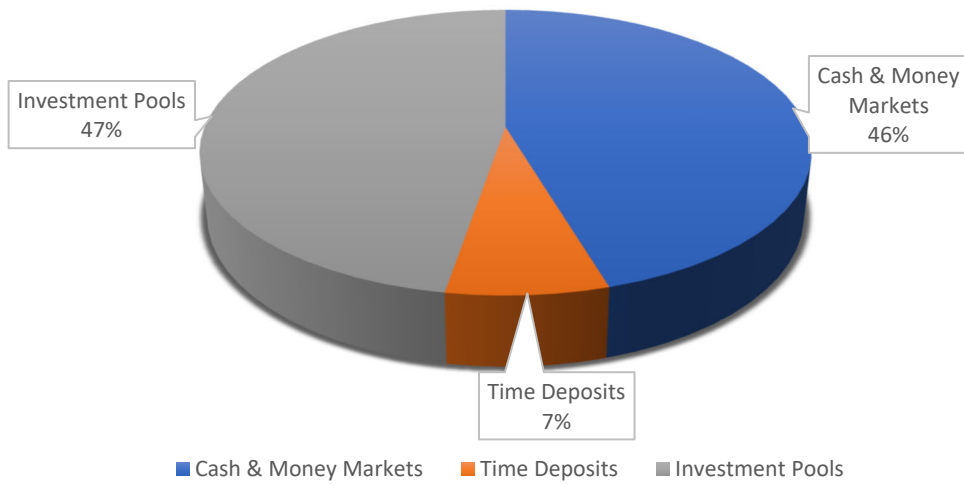
Interest Earned YTD	\$ 79,220.88
Interest Earned YTD 2023	\$ 68,955.85
Weighted Average Yield	3.80%
Weighted Average Maturity	6.00

The above investment was made in accordance with the City of Mineola Investment Policy.

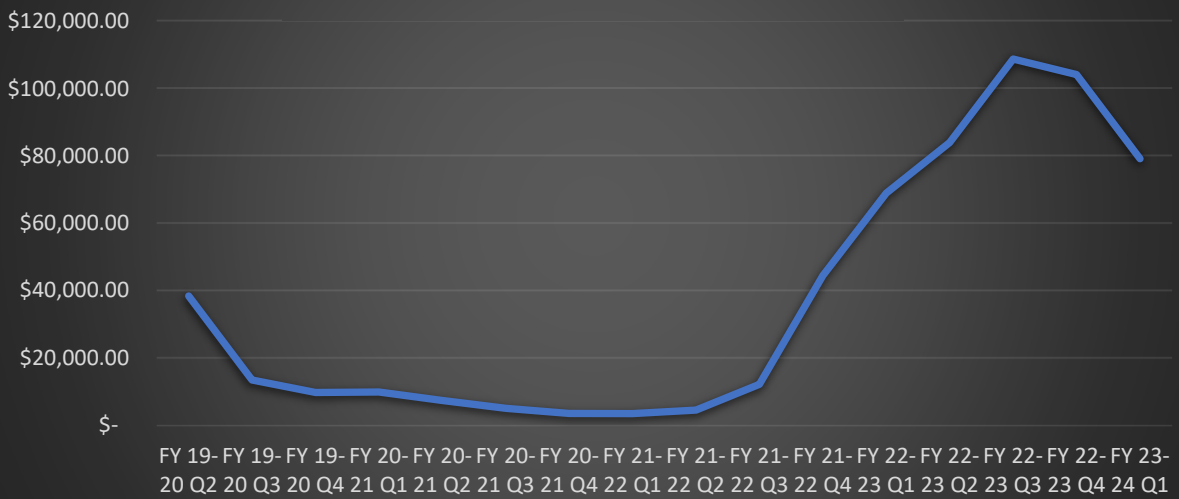

 _____ 2/21/2024
 Cindy Karch Date
 Finance Director


 _____ 2/21/2024
 Mercy Rushing Date
 City Manager

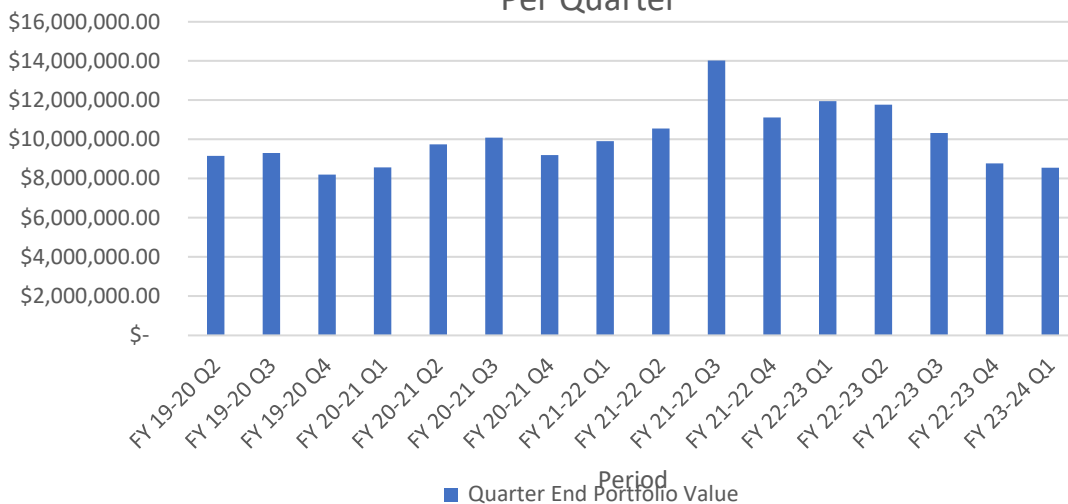
Investment Summary



Interest Earned Per Quarter



Total Portfolio Balance Per Quarter



City of Mineola, Texas
Cash and Investment Summary
For Quarter Ending December 31, 2023

Description	Investment	Avg Yield	Purchase Date	Maturity Date	Days to Maturity	Value 9/30/2023	Deposits/Purchases	Withdrawals/Maturities	Interest this Quarter	Value 12/31/2023	% of Total Portfolio	WAY	WAM
Consolidated Funds													
Certificate of Deposit	City National Bank	4.32%	3/22/2023	3/22/2024	82	\$ 612,923.65	\$ -	\$ -	\$ 6,494.47	\$ 619,418.12	7%	0.30%	5.67
Consolidated Funds	LOGIC	5.55%	12/31/2023	12/31/2023	0	\$ 23,875.35	\$ -	\$ 23,987.31	\$ 155.97	\$ 44.01	0%	0.01%	0.00
Consolidated Funds	TexPool Prime	5.60%	12/31/2023	12/31/2023	0	\$ 4,283,129.71	\$ -	\$ 1,325,496.76	\$ 54,836.70	\$ 3,012,469.65	48%	2.71%	0.000
Mineola EDC	TexPool Prime	5.60%	12/31/2023	12/31/2023	0	\$ 1,025,763.79	\$ -	\$ -	\$ 14,542.41	\$ 1,040,306.20	12%	0.65%	0.000
TOTAL		5.27%				\$ 5,945,692.50	\$ -	\$ 1,349,484.07	\$ 76,029.55	\$ 4,672,237.98	67%		
Cash Accounts													
Consolidated Cash	City National Bank	0.45%		12/31/2023	1	\$ 750,974.16	\$ 4,781,457.95	\$ 4,294,344.11	\$ 936.82	\$ 1,239,024.82	8%	0.04%	0.085
Grant Fund (ARPA)	City National Bank	0.40%		12/31/2023	1	\$ 430,463.17	\$ 71,200.00	\$ 144,002.00	\$ 450.11	\$ 358,111.28	5%	0.02%	0.049
Grant Fund (TxCDBG)	City National Bank	0.00%		12/31/2023	1	\$ 100.00	\$ -	\$ -	\$ -	\$ 100.00	0%	0.00%	0.000
Investment Acct	City National Bank	0.45%		12/31/2023	1	\$ 1,284,545.71	\$ 1,349,484.07	\$ 1,000,000.00	\$ 1,600.17	\$ 1,635,629.95	15%	0.07%	0.145
Master Clearing	City National Bank	0.00%		12/31/2023	1	\$ 203,041.39	\$ 3,968,002.66	\$ 3,828,772.83	\$ -	\$ 342,271.22	2%	0.00%	0.023
Mineola EDC	City National Bank	0.30%		12/31/2023	1	\$ 227,177.76	\$ 134,970.82	\$ 78,530.37	\$ 186.39	\$ 283,804.60	3%	0.01%	0.026
Police Drug Seizure Fund	City National Bank	0.45%		12/31/2023	1	\$ 16,269.71	\$ -	\$ 2,093.21	\$ 17.84	\$ 14,194.34	0%	0.00%	0.002
TOTAL		0.29%				\$ 2,912,571.90	\$ 10,305,115.50	\$ 9,347,742.52	\$ 3,191.33	\$ 3,873,136.21	33%		
Total Cash and Investments		1.75%				\$ 8,858,264.40	\$ 10,305,115.50	\$ 10,697,226.59	\$ 79,220.88	\$ 8,545,374.19	100%	3.80%	6.003